

SUPERIOR PRODUCTS FOR FACIAL CONTOURING

*Aesthetic & Accurate Solutions
for Today's Surgeons*



Implantech[®]
Superior Patient Aesthetics

WELCOME

Implantech is the recognized leader in manufacturing innovative facial implants for the aesthetic and reconstructive surgical marketplace. We have a complete line of sterile solid silicone and ePTFE-coated facial implants that have been designed by respected leaders of aesthetic plastic surgery.

We offer over 150 sizes and shapes of silicone and Composite™ (silicone coated with ePTFE) facial implants, in stock and ready to ship. In addition to our current products, we also offer 3-D Accuscan®, a unique process using the patient’s CT scan to develop patient-specific implants that correct bony defects and soft-tissue deficiencies – with no guesswork.

Implantech is proud to maintain FDA, ISO-13485 and CE certifications. Compliance with these U.S. and international regulations is your assurance that every one of our implants is manufactured to the highest quality standards.

Our ongoing goal at Implantech is to continue to provide the high-quality products and service you’ve come to expect. We sincerely appreciate your continued support and trust.

There’s no reason to operate with anyone else.

TABLE OF CONTENTS

Silicone Implants

Chin and Mandibular Implants2

Malar, Submalar® & Midfacial Implants8

Nasal Implants11

ePTFE Implants

Composite™ Midfacial Implants13

Composite™ Chin & Nasal Implants14

ePTFE Sheetting15

Specialty Products & Services

Temporal Shell Implant.....15

Silicone Blocks15

Periosteal Elevators.....16

Smoke Aspiration Tip16

Patient-Specific Implants17

3-D Accuscan®.....17


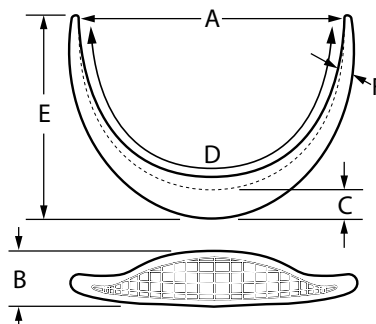
Additional Products Available18

Conform™ Extended Anatomical Chin

Evolution of all of the technology and design of our previous chin implants. Incorporates the patented Conform™ grid pattern to allow for easier implant insertion and to closely conform to underlying bony structure.

Cat. No.	Size	A	B	C	D	E	F
CEAC-S	Small	5.0	1.0	0.43	8.0	3.5	0.2
CEAC-M	Medium	5.6	1.2	0.50	10.0	4.2	0.3
CEAC-L	Large	6.2	1.4	0.60	10.0	4.5	0.3
CEAC-XL	X-Large	6.8	1.5	0.75	11.0	5.0	0.3
CEAC-SIZ-NS	Sizers	Complete Set					

Dimensions in centimeters

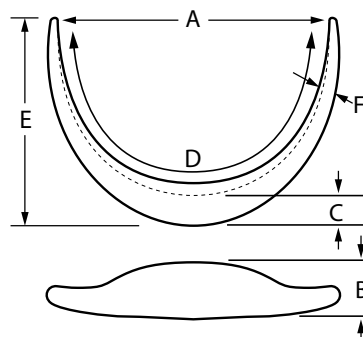


Extended Anatomical Chin

Full lateral arms blend into mandible. Can be used with Glasgold Wafer™ for additional anterior augmentation.

Cat. No.	Size	A	B	C	D	E	F
EAC-S	Small	5.5	1.0	0.45	9.0	3.7	0.2
EAC-M	Medium	5.6	1.2	0.50	9.5	4.2	0.4
EAC-L	Large	6.8	1.4	0.60	11.0	4.8	0.4
EAC-XL	X-Large	6.0	1.4	0.75	11.0	5.1	0.5
EAC-SIZ-NS	Sizers	Complete Set					

Dimensions in centimeters

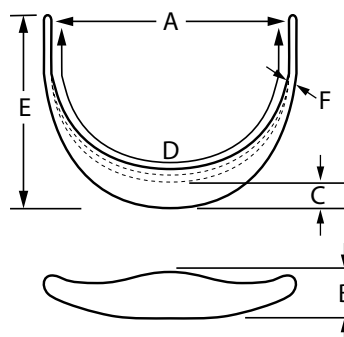


Terino Extended Anatomical™ Chin

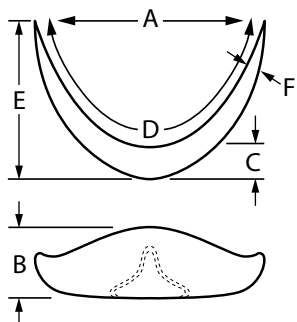
Lateral arms are thinner and broader than Extended Anatomical Chin for less palpable edges. Profile is slightly squarer for a stronger jawline. Can be used with Glasgold Wafer™ for additional anterior augmentation.

Cat. No.	Size	A	B	C	D	E	F
TEAC-S	Small	5.7	1.0	0.38	11.0	4.8	0.3
TEAC-M	Medium	5.7	1.2	0.46	11.3	5.0	0.3
TEAC-L	Large	5.7	1.3	0.58	11.5	5.2	0.3
TEAC-XL	X-Large	5.7	1.4	0.64	11.5	5.2	0.4
TEAC-SIZ-NS	Sizers	Complete Set					

Dimensions in centimeters



CHIN AND MANDIBULAR IMPLANTS

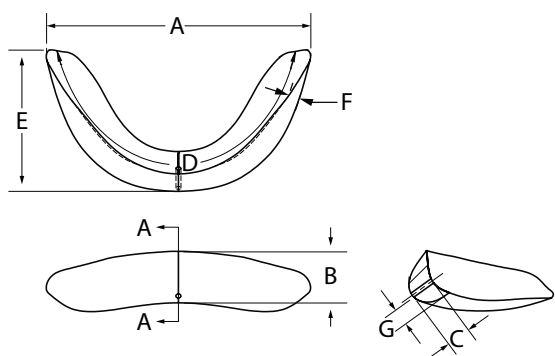


Flowers Mandibular Glove®

Posterior implant surface matches the anatomical variations of the anterior surface of the mandible. Provides anterior chin augmentation while slightly tilting the chin mound vertically upward. Blends in laterally, with no appreciable lateral augmentation.

Cat. No.	Size	A	B	C	D	E	F
FMG-VXS	X-Small	6.0	1.75	0.50	9.0	3.7	0.2
FMG-VS	Small	6.0	1.75	0.60	9.0	3.8	0.3
FMG-VM	Medium	6.0	1.75	0.80	10.0	4.4	0.3
FMG-VL	Large	6.1	1.75	1.00	10.0	4.6	0.4
FMG-VXL	X-Large	6.3	1.75	1.20	10.8	5.4	0.5
FMG-VSIZ-NS	Sizes	Complete Set					

Dimensions in centimeters



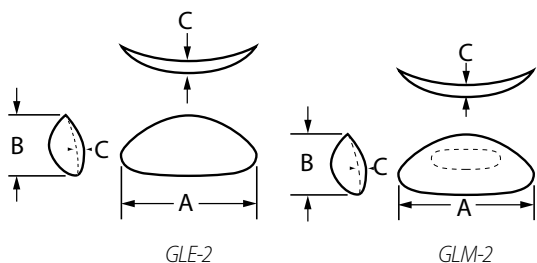
Vertical Lengthening Chin

Designed by Barry L Eppley, MD, DMD

Designed to address a three-dimensional chin deficiency. Implant secures to the lower edge of the anterior jawline to provide both a downward 45-degree augmentation and a horizontal projection. Creates a more elongated face and triangular jawline-chin shape.

Cat. No.	Size	A	B	C	D	E	F	G
VLC-S	Small	6.5	1.4	0.79	9.0	3.6	0.52	0.55
VLC-M	Medium	7.3	1.6	1.0	10.5	4.7	0.50	0.60
VLC-L	Large	7.8	1.8	1.2	12.0	5.2	0.60	0.70
VLC-SIZ-NS	Sizes	Complete Set						

Dimensions in centimeters



Glasgold Wafer™

Provides 2mm additional anterior projection for Extended Anatomical Chin, Terino Extended Anatomical™ Chin (GLE) and Mittelman Pre Jowl Chin™ (GLM).

Cat. No.	Size	A	B	C
GLE-2	2mm	3.6	1.1	0.2
GLM-2	2mm	3.6	1.1	0.2

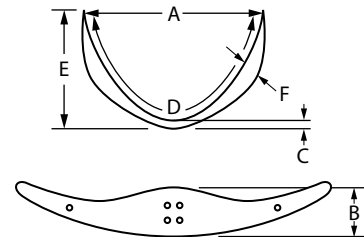
Dimensions in centimeters

Mittelman Pre Jowl®

Provides augmentation in pre-jowl sulcus with no additional anterior chin augmentation.

Cat. No.	Size	A	B	C	D	E	F
MPJ-S	Small	6.0	1.0	0.10	10.5	4.2	0.3
MPJ-M	Medium	6.0	1.0	0.10	11.0	4.3	0.4
MPJ-L	Large	6.0	1.0	0.10	11.0	4.3	0.5
MPJ-XL	X-Large	6.0	1.0	0.10	12.0	4.6	0.6
MPJ-SIZ-NS	Sizers	Complete Set					

Dimensions in centimeters

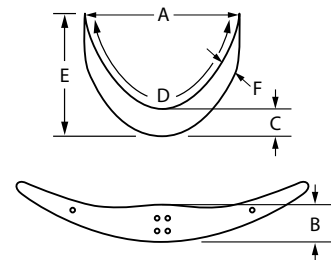


Mittelman Pre Jowl Chin™

Provides anterior chin augmentation with a subtle increase in lateral fullness precisely positioned to augment the pre-jowl sulcus. Posterior implant surface allows for a pronounced symphyseal ridge. Can be used with Glasgold Wafer™ for additional anterior augmentation.

Cat. No.	Size	A	B	C	D	E	F
MPJC-S	Small	6.0	1.5	0.65	10.0	4.0	0.33
MPJC-M	Medium	6.0	1.5	0.80	10.4	4.3	0.40
MPJC-L	Large	6.0	1.5	0.95	10.5	4.8	0.50
MPJC-XL	X-Large	6.0	1.5	1.10	11.0	5.0	0.56
MPJC-SIZ-NS	Sizers	Complete Set					

Dimensions in centimeters

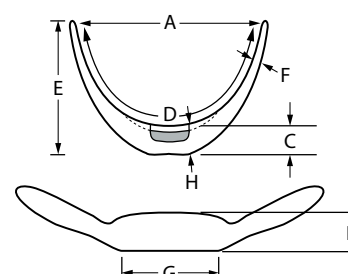


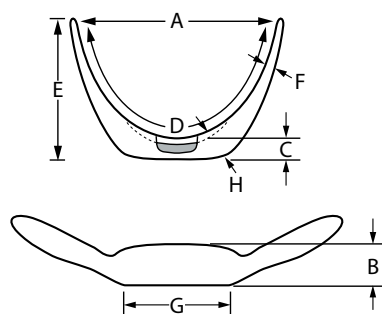
Terino Square Chin - Style I

Provides anterior chin augmentation with a square profile.

Cat. No.	Size	A	B	C	D	E	F	G	H
TSCI-S	Small	6.6	1.3	0.60	9.8	4.1	0.4	4.0	0.70
TSCI-M	Medium	6.5	1.4	0.70	10.9	4.8	0.3	4.2	0.80
TSCI-L	Large	6.6	1.6	0.80	12.0	5.4	0.3	4.6	0.93
TSCI-XL	X-Large	6.9	1.6	1.10	12.8	5.8	0.4	4.2	1.20
TSCI-SIZ-NS	Sizers	Complete Set							

Dimensions in centimeters



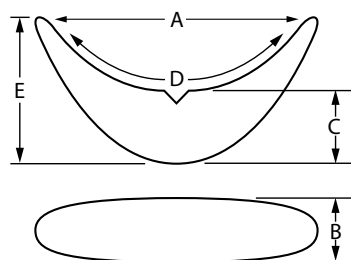


Terino Square Chin - Style II

A more strongly defined square profile than Style I.

Cat. No.	Size	A	B	C	D	E	F	G	H
TSCII-S	Small	7.8	1.5	0.47	11.5	4.3	0.4	4.0	0.74
TSCII-M	Medium	8.0	1.5	0.50	12.8	5.0	0.4	5.4	0.80
TSCII-L	Large	9.4	1.5	0.55	13.3	4.9	0.4	5.1	0.91
TSCII-XL	X-Large	9.0	1.5	0.65	15.0	6.2	0.4	5.3	1.00
TSCII-SIZ-NS	Sizers	Complete Set							

Dimensions in centimeters

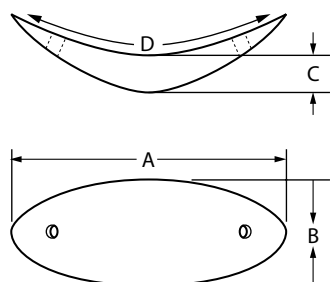


Anatomical Chin

Central chin augmentation. Short lateral extensions blend into mandible.

Cat. No.	Size	A	B	C	D	E
AC-S	Small	4.7	1.2	0.60	6.0	2.1
AC-M	Medium	5.3	1.2	0.90	6.6	2.5
AC-L	Large	5.1	1.2	1.00	6.2	2.5
AC-XL	X-Large	5.3	1.2	1.20	6.6	2.8
AC-SIZ-NS	Sizers	Complete Set				

Dimensions in centimeters



Curvilinear Silicone Chin

Central chin augmentation with no lateral component.

Cat. No.	Size	A	B	C	D
CSC-XS	X-Small	3.1	1.1	0.45	3.0
CSC-S	Small	3.2	1.4	0.65	3.3
CSC-M	Medium	3.6	1.4	0.65	4.0
CSC-L	Large	4.4	1.4	0.65	4.8
CSC-XL	X-Large	4.0	1.5	0.70	4.5
CSC-SIZ-NS	Sizers	Complete Set			

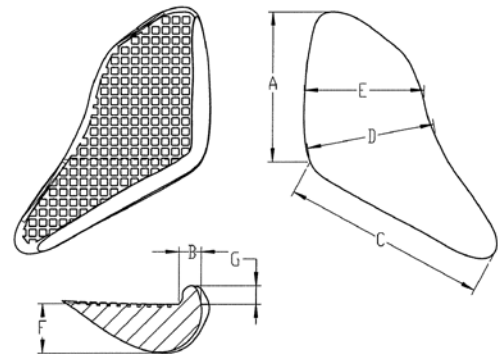
Dimensions in centimeters

Conform™ Mandibular Angle

Compared to the Lateral Mandibular Angle, the implant's shortened ramus, longer mandibular dimensions with slightly more lateral projection puts more emphasis on the angle prominence and mandibular definition. Patented Conform™ grid pattern readily adapts to the gonial angle. Specify Catalog No. for "Left (L)" or "Right (R)". Single-packed (not in pairs). Save by purchasing a pair.

Cat. No.	A	B	C	D	E	F	G
CMA-8L	3.70	0.40	4.70	3.0	3.0	0.8	.40
CMA-8R	3.70	0.40	4.70	3.0	3.0	0.8	.40
CMA-10L	3.70	0.40	4.80	3.0	3.0	1.0	.40
CMA-10R	3.70	0.40	4.80	3.0	3.0	1.0	.40
CMA-12L	3.70	0.40	4.90	3.0	3.0	1.2	.40
CMA-12R	3.70	0.40	4.90	3.0	3.0	1.2	.40
CMA-14L	3.70	0.40	5.0	3.0	3.0	1.4	.40
CMA-14R	3.70	0.40	5.0	3.0	3.0	1.4	.40
CMA-SIZ-NS	Sizers	Complete Set					

Dimensions in centimeters



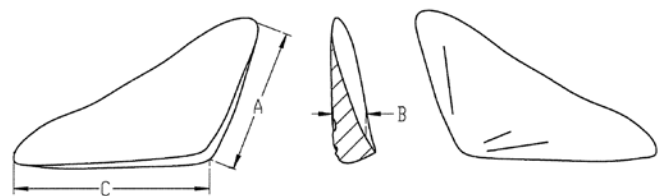
Widening Mandibular Angle

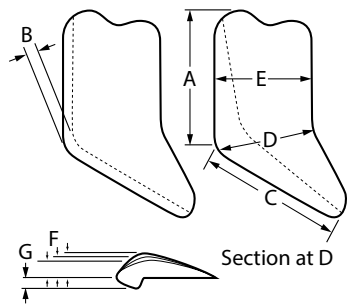
Designed by Barry L Eppley, MD, DMD

Features less lateral projection than the Conform™ Mandibular Angle and a more defined angle prominence. Extended mandible and shortened ramus edges help enable a more ideal fit to jaw angle. Specify Catalog No. for "Left (L)" or "Right (R)." Single-packed (not in pairs). Save by purchasing a pair.

Cat. No.	A	B	C
WMA-5L	3.2	0.5	4.0
WMA-5R	3.2	0.5	4.0
WMA-7L	3.3	0.7	4.4
WMA-7R	3.3	0.7	4.4
WMA-10L	3.6	1.0	4.6
WMA-10R	3.6	1.0	4.6
WMA-SIZ-NS	Sizers	Complete Set	

Dimensions in centimeters



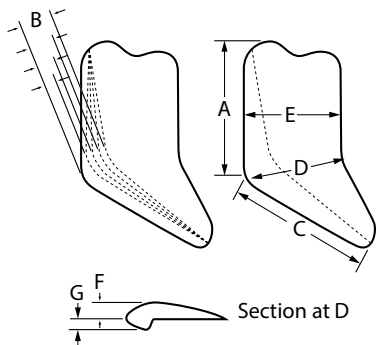


Lateral Mandibular Angle™

Lateral augmentation of mandibular angle (dimension F). Specify Catalog No. for “Left (L)” or “Right (R).” Lateral Mandibular Implants are single-packed (not in pairs).

Cat. No.	A	B	C	D	E	F	G
TMA-4L/8	4.5	0.4	4.5	3.5	3.0	0.8	0.4
TMA-4R/8	4.5	0.4	4.5	3.5	3.0	0.8	0.4
TMA-4L/10	4.5	0.4	4.5	3.5	3.0	1.0	0.4
TMA-4R/10	4.5	0.4	4.5	3.5	3.0	1.0	0.4
TMA-4L/12	4.5	0.4	4.5	3.5	3.0	1.2	0.4
TMA-4R/12	4.5	0.4	4.5	3.5	3.0	1.2	0.4
TMA-L-SIZ-NS	Sizers	Complete Set					

Dimensions in centimeters



Posterior Mandibular Angle™

Augments posterior mandibular angle (dimension B) with minor lateral augmentation (dimension F). Specify Catalog No. for “Left (L)” or “Right (R).” Posterior Mandibular Implants are single-packed (not in pairs).

Cat. No.	A	B	C	D	E	F	G
TMA-4L	4.5	0.4	4.5	3.5	3.0	0.36	0.4
TMA-4R	4.5	0.4	4.5	3.5	3.0	0.36	0.4
TMA-6L	4.5	0.6	4.5	3.5	3.0	0.36	0.4
TMA-6R	4.5	0.6	4.5	3.5	3.0	0.36	0.4
TMA-8L	4.5	0.8	4.5	3.5	3.0	0.36	0.4
TMA-8R	4.5	0.8	4.5	3.5	3.0	0.36	0.4
TMA-10L	4.5	1.0	4.5	3.5	3.0	0.36	0.4
TMA-10R	4.5	1.0	4.5	3.5	3.0	0.36	0.4

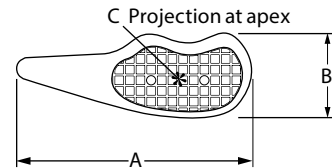
Dimensions in centimeters

Conform Binder Submalar®

Softer and more flexible than the standard silicone implant, the patented Conform™ grid pattern readily adapts to the underlying facial structure. Augments the submalar region for a more youthful appearance. Sold in pairs.

Cat. No.	Size	A	B	C
CBSM-S	Small	4.4	1.5	0.4
CBSM-M	Medium	4.9	1.8	0.5
CBSM-L	Large	5.4	1.9	0.6
CBSM-XL	X-Large	5.9	2.1	0.7
CBSM-SIZ-NS	Sizers	Complete Set		

Dimensions in centimeters

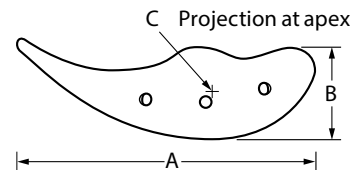


Binder Submalar®

Elevates and repositions the overlying midfacial soft tissue in an anterior and superior position for a more youthful appearance. Adds lower midfacial fullness while softening the nasolabial fold. Sold in pairs.

Cat. No.	Size	A	B	C
BSM-S	Small	4.0	1.6	0.45
BSM-M	Medium	4.5	1.8	0.50
BSM-L	Large	5.0	2.0	0.56
BSM-XL	X-Large	5.3	2.2	0.61
BSM-SIZ-NS	Sizers	Complete Set		

Dimensions in centimeters

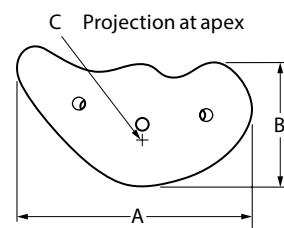


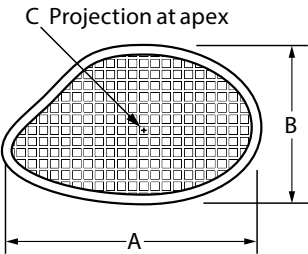

Binder Submalar® II

Same aesthetic benefit as Binder Submalar®, but designed to fit more inferiorly into the submalar space to provide natural augmentation in patients with high cheekbones and sunken cheeks. Sold in pairs.

Cat. No.	Size	A	B	C
BSMII-S	Small	4.0	2.1	0.40
BSMII-M	Medium	4.4	2.3	0.45
BSMII-L	Large	4.9	2.5	0.46
BSMII-XL	X-Large	5.2	2.8	0.54
BSMII-SIZ-NS	Sizers	Complete Set		

Dimensions in centimeters



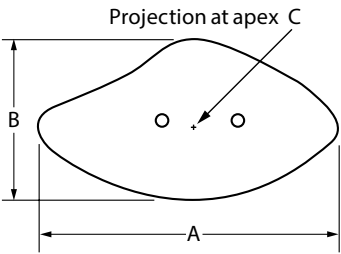


Conform Terino Malar Shell®

Augments the volume deficient midface for a more aesthetic, youthful and balanced look. Soft and flexible, the patented Conform™ design enables the implant to adapt to the underlying midfacial structure. Sold in pairs.

Cat. No.	Size	A	B	C
CTMS-S4	Small	4.8	2.3	0.4
CTMS-M4	Medium	5.1	2.8	0.4
CTMS-L4	Large	5.2	3.3	0.4
CTMS-XL4	X-Large	5.7	3.4	0.4
CTMS-SIZ-NS	Sizers	Complete Set		

Dimensions in centimeters



Terino Malar Shell®

Broad surface area with fine, non-palpable edges for a smooth transition between the implant and underlying bone. Ideal for augmenting patients with malar hypoplasia. Sold in pairs.

Cat. No.	Size	A	B	C
TMS-S3	Small	4.8	2.3	0.3
TMS-S4	Small	4.8	2.3	0.4
TMS-M3	Medium	5.1	2.8	0.3
TMS-M4	Medium	5.1	2.8	0.4
TMS-M5	Medium	5.1	2.8	0.5
TMS-L3	Large	5.2	3.3	0.3
TMS-L4	Large	5.2	3.3	0.4
TMS-L5	Large	5.2	3.3	0.5
TMS-L6	Large	5.2	3.3	0.6
TMS-XL4	X-Large	5.7	3.6	0.4
TMS-XL5	X-Large	5.7	3.6	0.5
TMS-XL6	X-Large	5.7	3.6	0.6
TMS-XL7	X-Large	5.7	3.6	0.7
TMS-SIZ-NS	Sizers	Set of 0.4cm Projection Sizers		

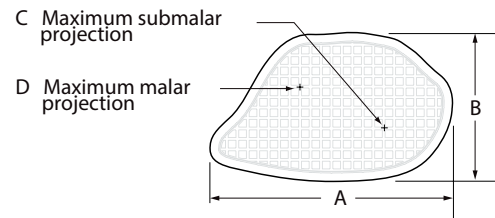
Dimensions in centimeters

Conform™ Midfacial

With the added benefit of the soft and flexible patented Conform™ grid pattern, this Midfacial Implant augments both the malar and submalar region for a fuller, younger looking face. Sold in pairs.

Cat. No.	Size	A	B	C	D
CCSM-XS	X-Small	3.4	2.0	0.39	0.20
CCSM-S	Small	4.1	2.5	0.47	0.27
CCSM-M	Medium	4.7	2.7	0.53	0.30
CCSM-L	Large	5.1	3.0	0.56	0.32
CCSM-XL	X-Large	5.5	3.2	0.60	0.40
CCSM-SIZ-NS	Sizers	Complete Set			

Dimensions in centimeters

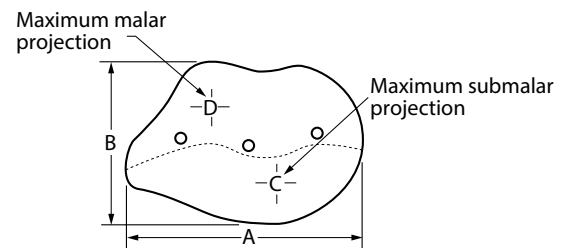


Combined Submalar Shell™

Augments entire midfacial area by incorporating the features of the Terino Malar Shell® and the Binder Submalar®. Ideal for patients with both malar hypoplasia and midfacial soft-tissue deficiencies. Sold in pairs.

Cat. No.	Size	A	B	C	D
CSM-S	Small	4.4	3.0	0.40	0.30
CSM-M	Medium	4.9	3.3	0.50	0.40
CSM-L	Large	5.4	3.7	0.60	0.50
CSM-XL	X-Large	5.8	4.2	0.70	0.60
CSM-SIZ-NS	Sizers	Complete Set			

Dimensions in centimeters



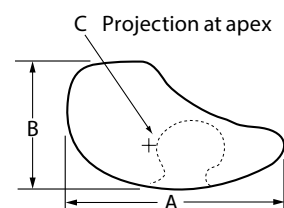
Flowers Tear Trough®

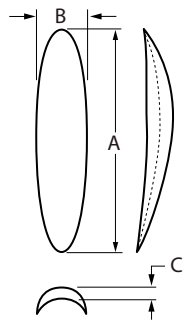
Augments the prominent suborbital groove caused by bony hypoplasia and depressions. Extended available for continuous augmentation into the cheek area. Sold in pairs.

Cat. No.	Size	A	B	C
FTT-S	Small	4.2	2.3	0.3
FTT-M	Medium	4.2	2.3	0.4
FTT-L	Large	4.8	2.6	0.5
FTT-SIZ-NS	Sizers	Complete Set		

Cat. No.	Size	A	B	C
EFTT-L	Extended	5.8	2.6	0.51

Dimensions in centimeters



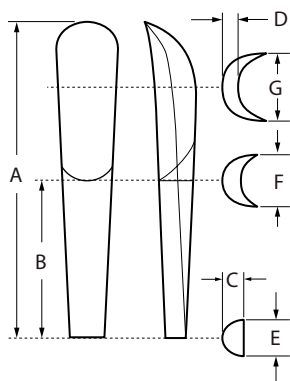


Flowers Dorsal Nasal

Provides mid-dorsal augmentation for central nasal depressions.

Cat. No.	Size	A	B	C
FDI-1.5	Small	4.3	1.00	0.15
FDI-2.5	Sm-Med	4.4	1.05	0.25
FDI-3.5	Medium	4.4	1.10	0.35
FDI-4.5	Large	4.4	1.20	0.45
FDI-SIZ-NS	Sizers	Complete Set		

Dimensions in centimeters

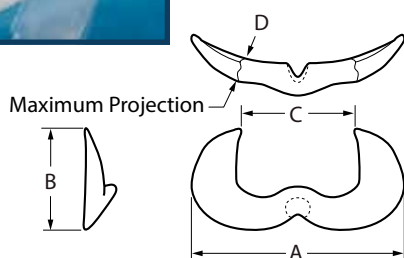


Rizzo Dorsal Nasal

Provides full dorsal augmentation.

Cat. No.	Size	A	B	C	D	E	F	G
RDI-XS	X-Small	4.5	2.25	0.20	0.15	0.5	0.7	0.9
RDI-S	Small	4.5	2.25	0.30	0.25	0.5	0.7	0.9
RDI-M	Medium	4.5	2.25	0.40	0.35	0.5	0.7	0.9
RDI-L	Large	4.5	2.25	0.47	0.45	0.5	0.7	1.0
RDI-XL	X-Large	4.5	2.25	0.50	0.52	0.5	0.7	1.0
RDI-SIZ-NS	Sizers	Complete Set						

Dimensions in centimeters



Peri-Pyiform™

A premaxillary implant designed to augment the perialar area around the pyriform aperture. Adds anterior projection to the premaxilla, and provides a platform for the nasal base.

Cat. No.	Size	A	B	C	D
BPI-S	Small	3.8	1.5	2.8	0.53
BPI-M	Medium	3.6	1.8	2.4	0.57
BPI-L	Large	3.9	2.1	2.8	0.65

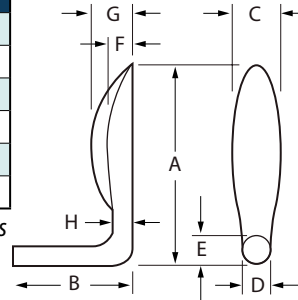
Dimensions in centimeters

Voloshin Dorsal Columella

Augments and reconstructs the nasal dorsum and the nasal tip. Fabricated in a soft and pliable opaque silicone elastomer.

Cat. No.	A	B	C	D	E	F	G	H
VSDC-001	5.0	3.0	1.1	0.7	0.4	0.22	0.40	0.4
VSDC-002	5.4	3.0	1.0	0.7	0.4	0.20	0.40	0.4
VSDC-003	4.9	3.2	1.0	0.7	0.4	0.43	0.70	0.6
VSDC-004	5.2	3.2	1.2	0.7	0.4	0.50	0.75	0.6
VSDC-010	5.2	3.3	1.0	0.7	0.4	0.35	0.55	0.6
VSDC-SIZ-NS	Sizers	Complete Set						

Dimensions in centimeters



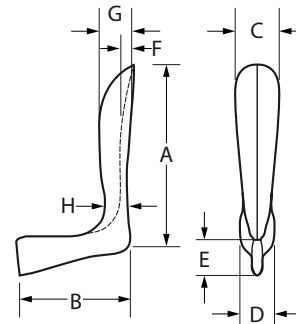
Anatomical Nasal Implant

Designed by Nazih M Haddad, MD

Provides a natural looking tip and fullness to the nasal dorsum. Opens up the columellar labial angle. Thin, tapered wings drape over the dorsal sides for implant stability.

Cat. No.	A	B	C	D	E	F	G	H
ANI-010	3.7	2.3	0.80	0.66	0.80	0.20	0.58	0.42
ANI-020	4.0	2.5	0.90	0.72	0.90	0.21	0.65	0.45
ANI-030	4.4	2.7	1.00	0.79	0.95	0.23	0.70	0.50
ANI-031	4.4	2.7	1.00	0.79	0.95	0.42	0.70	0.50
ANI-040	4.7	2.9	1.05	0.84	1.00	0.23	0.75	0.55
ANI-041	4.7	2.9	1.05	0.84	1.00	0.45	0.75	0.55
ANI-SIZ-NS	Sizers	Complete Set						

Dimensions in centimeters

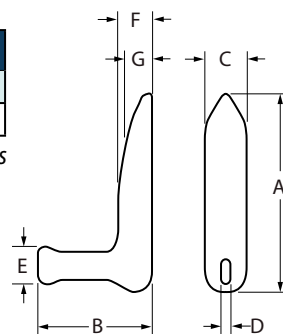


Dorsal Columella

Carvable to fit each patient. Available in firm (F) and soft (S) durometers.

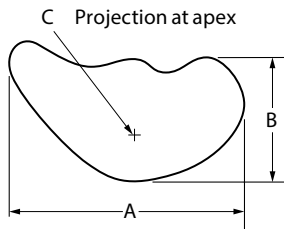
Cat. No.	Type	A	B	C	D	E	F	G
DCI-03F	Firm	5.8	3.0	1.1	0.3	0.9	0.8	0.6
DCI-03S	Soft	5.8	3.0	1.1	0.3	0.9	0.8	0.6

Dimensions in centimeters



Composite™ Facial Implants

Consisting of flexible silicone fully encased in a .3mm layer expanded polytetrafluoroethylene (ePTFE), our Composite Facial Implants readily adapt to underlying bone and tissue. ePTFE has been shown to allow tissue attachment and provide further implant stabilization.

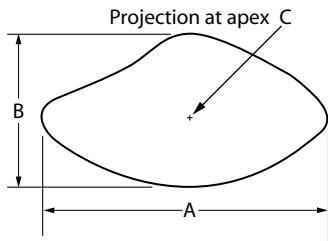


ePTFE-Coated Binder Submalar® II

Elevates and repositions the overlying midfacial soft tissue in an anterior and superior position for a more youthful appearance. Adds lower midfacial fullness while softening the nasalabial fold. It is designed to fit more inferiorly into the submalar space to provide natural augmentation in patients with high cheekbones and sunken cheeks. Sold in pairs.

Cat. No.	Size	A	B	C
ePTFE-BSMII-S	Small	4.0	2.1	0.40
ePTFE-BSMII-M	Medium	4.4	2.3	0.45
ePTFE-BSMII-L	Large	4.9	2.5	0.46
ePTFE-BSMII-XL	X-Large	5.2	2.8	0.54
BSMII-SIZ-NS	Sizers	Complete Set (silicone)		

Dimensions in centimeters



ePTFE-Coated Terino Malar Shell®

Broad surface area with fine, non-palpable edges for a smooth transition between the implant and underlying bone. Ideal for augmenting patients with malar hypoplasia. Sold in pairs.

Cat. No.	Size	A	B	C
ePTFE-TMS-S	Small	4.8	2.3	0.4
ePTFE-TMS-M	Medium	5.1	2.8	0.4
ePTFE-TMS-L	Large	5.2	3.3	0.4
ePTFE-TMS-XL	X-Large	5.7	3.6	0.4
TMS-SIZ-NS	Sizers	Complete Set (silicone)		

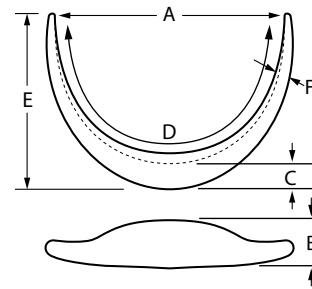
Dimensions in centimeters

ePTFE-Coated Extended Anatomical Chin

Full lateral arms blend into mandible.

Cat. No.	Size	A	B	C	D	E	F
ePTFE-EAG-S	Small	5.5	1.0	0.45	9.0	3.7	0.2
ePTFE-EAG-M	Medium	5.6	1.2	0.50	9.5	4.2	0.4
ePTFE-EAG-L	Large	6.8	1.4	0.60	11.0	4.8	0.4
ePTFE-EAG-XL	X-Large	6.0	1.4	0.75	11.0	5.1	0.5
EAC-SIZ-NS	Sizers	Complete Set (silicone)					

Dimensions in centimeters

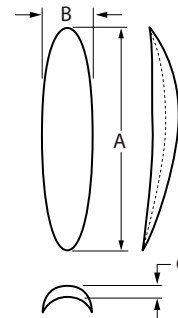


ePTFE-Coated Flowers Dorsal Nasal

Provides mid-dorsal augmentation for central nasal depressions.

Cat. No.	Size	A	B	C
ePTFE-FDI-1.5	Small	4.3	1.00	0.15
ePTFE-FDI-2.5	Sm-Med	4.4	1.05	0.25
ePTFE-FDI-3.5	Medium	4.4	1.10	0.35
ePTFE-FDI-4.5	Large	4.4	1.10	0.45
FDI-SIZ-NS	Sizers	Complete Set (silicone)		

Dimensions in centimeters

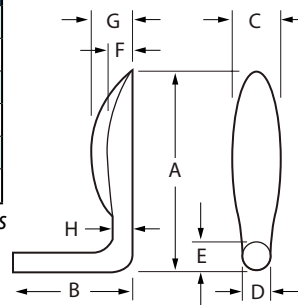


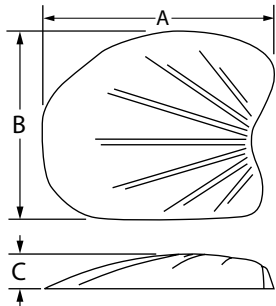
ePTFE-Coated Voloshin Dorsal Columella

Augments and reconstructs the nasal dorsum and the nasal tip.

Cat. No.	A	B	C	D	E	F	G	H
ePTFE-VSDC-001	5.0	3.0	1.1	0.7	0.4	0.22	0.40	0.4
ePTFE-VSDC-002	5.4	3.0	1.0	0.7	0.4	0.20	0.40	0.4
ePTFE-VSDC-003	4.9	3.2	1.0	0.7	0.4	0.43	0.70	0.6
ePTFE-VSDC-004	5.2	3.2	1.2	0.7	0.4	0.50	0.75	0.6
ePTFE-VSDC-010	5.2	3.3	1.0	0.7	0.4	0.35	0.55	0.6
VSDC-SIZ-NS	Sizers	Complete Set (silicone)						

Dimensions in centimeters





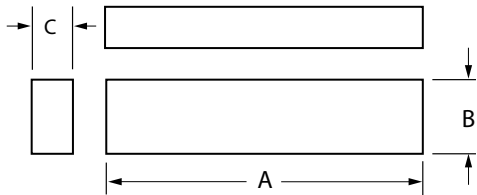
Temporal Shell Implant

Designed by Barry L Eppley, MD, DMD

An ideal, permanent solution for temporal hollowing due to genetics or trauma. Soft and flexible, the silicone Temporal Shell provides soft-tissue volume (muscle enhancement) for an aesthetically pleasing appearance. Easily customized with surgical scissors. Temporal Shell implants are single-packed (not in pairs). Save by purchasing a pair.

Cat. No.	A	B	C
TS-07L	4.7	3.9	0.7
TS-07R	4.7	3.9	0.7
TS-09L	5.5	4.5	0.9
TS-09R	5.5	4.5	0.9
TS-SIZ-NS	Sizers		Complete Set

Dimensions in centimeters

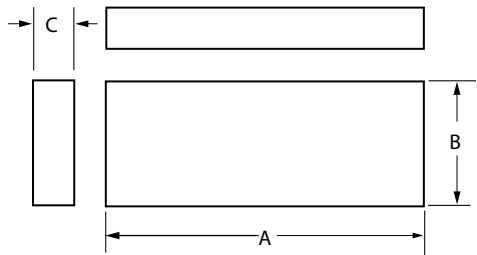


ePTFE Sheeting (Sterile)

Available in various sizes, our ePTFE sheeting is packaged sterile for your surgical needs.

Cat. No.	A	B	C
ePTFE-SHEET-010	8	5	0.1
ePTFE-SHEET-011	8	3	0.1
ePTFE-SHEET-012	9	6	0.1
ePTFE-SHEET-013	12	6	0.1
ePTFE-SHEET-020	8	3	0.2
ePTFE-SHEET-021	8	5	0.2
ePTFE-SHEET-022	9	6	0.2
ePTFE-SHEET-023	12	6	0.2
ePTFE-SHEET-040	10	3	0.4
ePTFE-SHEET-041	6	1.6	0.4
ePTFE-SHEET-060	10	3	0.6
ePTFE-SHEET-061	6	1.6	0.6

Dimensions in centimeters



Silicone Block - Rectangular (Non-Sterile)

Carvable into individual implant shapes. Available in three hardnesses (or durometers).

Cat. No.		A	B	C
BLK-10-NS	Soft	12.0	7.0	1.5
BLK-20-NS	Medium	12.0	7.0	1.5
BLK-40-NS	Firm	12.0	7.0	1.5

Dimensions in centimeters

Periosteal Elevators

Elevators are handcrafted in Germany from surgical-grade stainless steel, and more easily create an optimal pocket for Implantech facial implants. Save by purchasing all three sizes.

Cat. No.	Width	Length
ELE-04	0.4 cm	7 in.
ELE-06	0.6 cm	7 in.
ELE-10	1.0 cm	7 in.



SE-100 Smoke Aspiration Tip

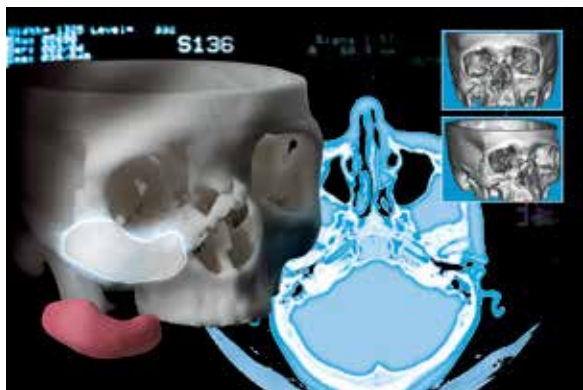
Simple and effective. Removes smoke, particles and body fluids. Universally adaptable to all electrocautery pencils. Clear for improved visibility. Can be cut to any length. Sterile packaged and disposable.

Cat. No.	Description
SE-100-10	Box of 10
SE-100-25	Box of 25



Your resource for patient-specific implants

Although Implantech offers many standard implants, there are times when the only solution is a patient-specific product. Choose from our precision 3-D Accuscan® options, or do-it-yourself moulage kits.



3-D Accuscan®

With 3-D Accuscan®, you now have the ability to quickly and easily reconstruct most bony defects and soft tissue deficiencies. Simply supply us with the appropriate CT scan and we will schedule a web meeting during which we will assist you in designing an implant specifically for your patient. Additionally we can produce a 3-D model of your patient's anatomy as a consultation or surgical aid.



Implantech Moulage Kits

Each kit contains all necessary items for you to fabricate a moulage of the patient's defect. We then faithfully recreate an implantable-grade silicone implant from your moulage. Complete instructions are included.

Cat. No.	Plaster Moulage Kit
IMK-1	Contains enough material to fabricate a cellulose plaster moulage approximately 15cm x 15cm in area, and 2cm in thickness.



Cat. No.	Silicone Moulage Kit
IMK-2	Contains enough material to fabricate a silicone moulage approximately 14cm x 18cm in area, and 1.5cm in thickness.

Your resource for body contouring, compression healing and scars

Body Contouring

Gluteal Implants - ContourFlex™ gluteal implants result in natural looks and comfort. Supple and flexible, they can be rolled to insert into smaller incisions.

Pectoral Implants - PowerFlex™ implants provide definition or natural-looking muscle for your male patient's upper torso.

Calf Implants - ContourFlex™ calf implants can help your patients achieve the aesthetic fullness they desire in their lower legs.

WE ALSO OFFER SILICONE CARVING BLOCKS, TUBING AND SHEETING.



Gelzone® Wrap

Made of stretchable, fabric-covered silicone gel, the patented GELZONE® Wrap is the only choice that combines compression healing, musculoskeletal support and scar management. The wrap stays exactly where it's put while providing ideal uniform compression. Excellent for flattening and fading keloids and hypertrophic scars.



Cimeosil® Scar Management

Cimeosil® gels and gel sheeting are silicone-based products designed to improve the appearance of scars, particularly those that are raised, red and sometimes itchy and/or painful. Cimeosil is an excellent treatment for scars occurring from accidents, heart surgery, cesarean sections, abdominoplasty and breast reconstruction. Sheeting is self-adhering and comes in handy shapes and sizes.





Superior Patient Aesthetics

6025 Nicolle Street • Ventura, CA 93003

800.733.0833 | implantech.com