

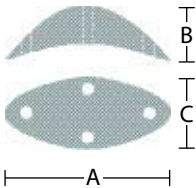
# Facial Implants

## CHIN IMPLANTS

### I) Smooth Surface

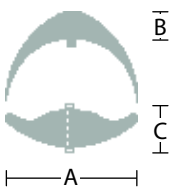
### II) Textured Surface

#### 1) Chin Implant



Ref					
			cm		
I	II		A	B	C
10-035	20010-035	1	3.5	1.6	0.7
10-045	20010-045	2	4.5	1.7	0.8
10-050	20010-050	3	4.8	1.7	0.8
10-055	20010-055	4	5.3	1.8	0.8
10-075	20010-075	5	7.5	1.9	0.8

#### 2) Anatomical Chin

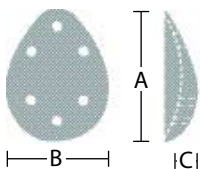


Ref					
			cm		
I	II		A	B	C
15-060	20015-060	1	6.1	1.4	0.6
15-065	20015-065	2	6.4	1.5	0.7
15-080	20015-080	3	7.9	1.5	0.8

# Facial Implants

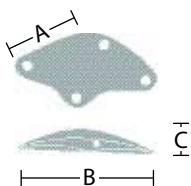
## MALAR IMPLANTS

### 1) Malar



Ref					
			cm		
I	II		A	B	C
20-025	20020-025	1	2.6	1.9	0.35
20-030	20020-030	2	3.1	2.3	0.41
20-032	20020-032	3	3.2	2.4	0.47

### 2) Anatomical Malar



Ref					
			cm		
I	II		A	B	C
25-40D	20025-40D	1	2.0	4.0	0.42
25-40E	20025-40E	1	2.0	4.0	0.42
25-45D	20025-45D	2	2.3	4.3	0.42
25-45E	20025-45E	2	2.3	4.3	0.42
25-50D	20025-50D	3	2.5	5.0	0.45
25-50E	20025-50E	3	2.5	5.0	0.45